



NEWS


Issue 15 JULY 2009



INTRODUCING THE LOGIC COMBI AND LOGIC+ COMBI

See inside to find out more

FEATURES & BENEFITS




ALL CONNECTIONS SUPPLIED

The boilers come with a 2 metre flying lead, filling loop, automatic bypass, concealed copper tails and a universal condensate drain connection.



CHANNELLED WIRING

The interior of every Logic Combi boiler is clean, visible and easily accessible – there are no tangles of wiring to get past!



CLOSE COUPLED GAS AND AIR SYSTEM

All boilers are fitted with a specially designed, close coupled fan and gas valve arrangement, providing modulating turn down as low as 4.8kw.



TRANSLUCENT CONDENSATE SYPHON

With this translucent syphon, blockages and unwanted debris can be clearly spotted when servicing a Logic Combi boiler.

The Logic Combi and Logic+ Combi ranges have been designed to provide complete reassurance for the installer. From the choice of components, through to the manufacturing process, installation and long term operation, everything has been done to bring real benefits to you.

Whichever model you choose, you will find that it's lightweight and easy to site, with all connections supplied in one box, to make installation fast and simple.

Take off the boiler casing and you'll see there is clear, unhampered access, with clear diagnostics for servicing. The Logic Combi and Logic+ Combi both offer the following benefits:

SIMPLE TO SITE

- Compact, cupboard fit
- Wide flue option range
- Reduced flue terminal clearances

EASE OF INSTALLATION

- Low lift weight (33kg)
- Fast flue fixing
- Preformed copper tails
- Pre-wired mains lead
- Automatic bypass built in
- Filling loop as standard
- 75mm translucent condensate syphon

ADDITIONAL FEATURES OF THE LOGIC+ COMBI

- Telescopic flue as standard
- Plain text operating and diagnostic display
- Casing door includes instructions holder
- Integral concealed filling loop

OF THE LOGIC RANGE

- Universal condensate pipe connection
- Fully modulating operation
- Hardware pack components separately labelled
- Stand off kit choice including pipes and earth bonding
- Pre-piping kit

EASE OF SERVICING

- Diagnostics display
- Fast, easy component access
- Casing clean point
- Boiler drain on pump base
- Max and min output operation check

QUALITY & CONFIDENCE

- Jacket painted internally and externally
- Cast monobloc aluminium-silicon heat exchanger
- Brass waterset
- Grundfos pump
- Concealed system connections
- Pump/diverter valve exercise and anti cycling functions
- Water pressure sensor
- Boiler frost protection
- 2 year warranty (Logic)


FEATURES OF COMBI RANGE

- PRV wall outlet pipe included
- Opentherm controls compatibility standard
- 5 year warranty



CASING CLEAN POINT

Logic Combi boilers have been designed with a small depression inside to catch any water, and there is an easily accessible valve for use during servicing.



FLUE TURRET HORSESHOE

Locating the turret to the boiler flue outlet on a Logic Combi is easy – no screws are required, you just push and clip to get the job done perfectly.



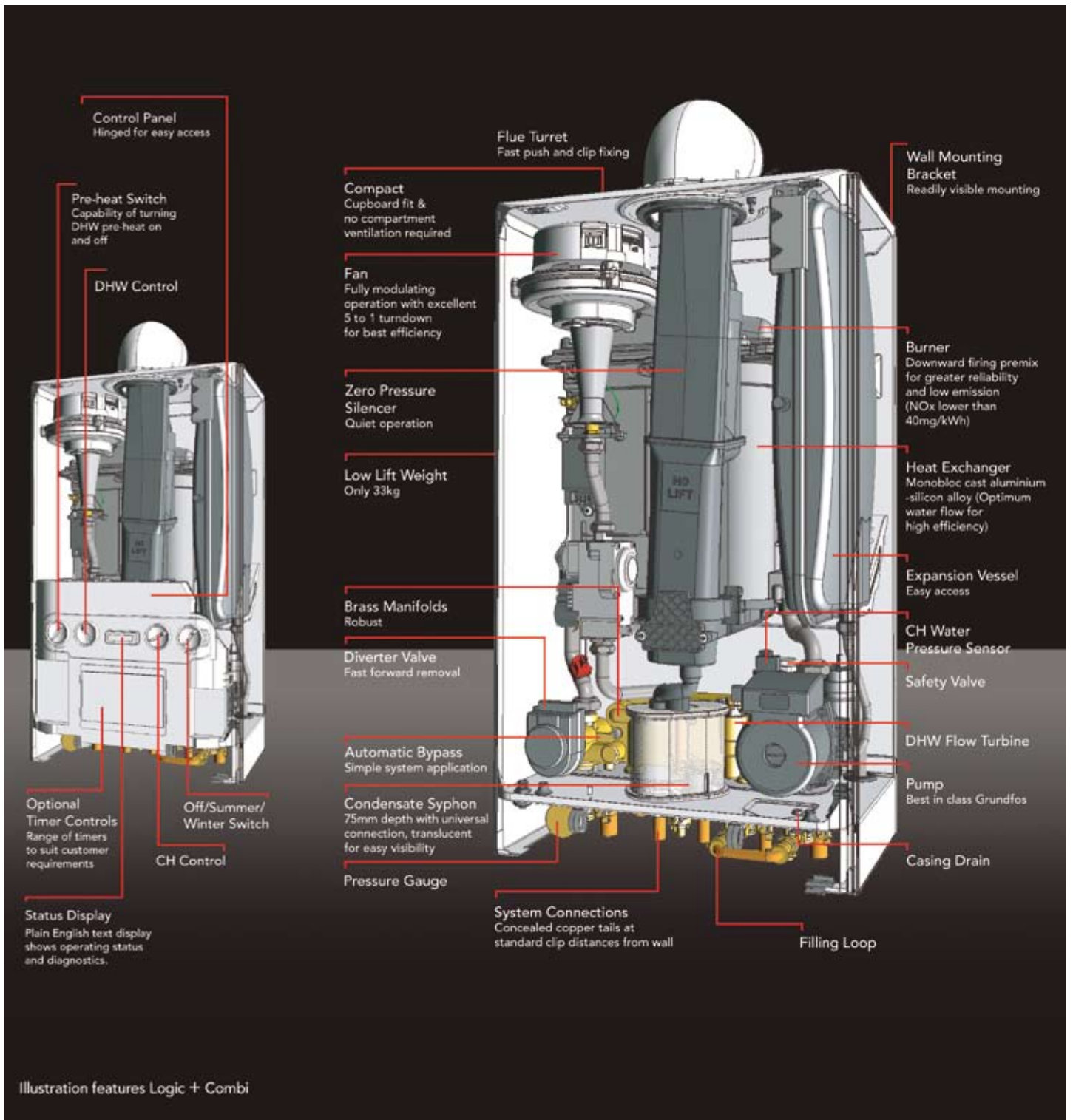
PLAIN TEST DISPLAY

Every Logic+ Combi boiler displays a plain, full English description of boiler operation and function status, and every Logic Combi is fitted with an optional timer.



WARRANTIES

The Logic Combi comes with a 2 year parts and labour warranty as standard, plus a host of flexible options. The Logic+ Combi has a 5 year parts and labour warranty as standard.



LOGIC COMBI PRODUCT RANGE SUMMARY

Logic Combi and Logic+ Combi:

■ Three models in each range: 24, 30 & 35

Model:	24	30	35
DHW output (kW):	24.2	30.3	35.3
Flow rate (l/min @ 35DT):	9.9	12.4	14.5
CH output (min):	4.8	6.1	7.1
CH output (max):	24.2	24.2	24.2



PROFESSIONAL HEATING MACHINES MADE FOR THE TRADE

Following a £4 million investment programme, the Logic Combi and Logic+ Combi have been designed and developed to give you state-of-the-art features with revolutionary benefits.

Both ranges are compact, lightweight and designed to be fitted as one complete, finished item to offer unrivalled ease of installation and servicing.

FEATURES

These boilers offer numerous features which provide real benefits. These range from the drop down control panels with fast access wiring, through to the casing clean point, integral timer options and weather compensation.

We have used robust materials, such as brass manifolds, and best in class components, such as the Grundfos pump, to provide a quality, robust and durable product.

A further indicator of the quality and performance of the Logic Combi and Logic+ Combi is that they have been developed to meet all existing and future industry standards.

PRODUCTION PROCESS

Our substantial investment in the production process ensures that each boiler is right first time.

Fundamental to our new, state-of-the-art production line is 'camera inspection' and 'no fault forward' technology to eradicate the chance of a faulty boiler or missing part. 'DNA bar coding' means that every product and its component parts can be tracked right through to delivery.

A simple tray device carries the boiler through the production line, eliminating the chance of it being marked or scratched, so that every product arrives unblemished.



The Logic+ Combi.

QUALITY

Every care has been taken to ensure that each Logic Combi and Logic+ Combi boiler is perfect. We've tested 194 boilers in the lab and in the field for the equivalent of 47 years of operation. Our extremely high level of quality control covers everything from the first component part arriving at our factory, through to the installer handing over to their customer.

SUPPORT

The Logic+ Combi comes with a five year parts and labour warranty as standard, and the Logic Combi is supplied with a two year warranty, plus a host of flexible options to suit individual requirements.

SATISFIED CUSTOMERS

Your customers will find that a Logic boiler is simple to operate and that it benefits from optimum performance, achieved with Sedbuk A rated economy.



The Logic Combi.

They will enjoy a high level of control, including the preheat switch, economy central heating setting, and operating status/fault code displays.

We are offering the following wide choice of programmer control options – mechanical or electronic timers and RF programmable room thermostats (mechanical or electronic).

Your customers will notice how stylish and compact these new boilers are, their quiet operation and concealed system connections for a neat fit.

WHY YOU SHOULD TRY OUT OUR NEW LOGIC COMBI BOILER RANGE

Firstly thanks for taking the time to look over the July issue of Installer Connect News.

I'm sure you've been suitably impressed by what you've read on the Logic and Logic+ Combi which we feel at Ideal are real standard setters for the combination boiler market.

As you've read in the newsletter, the Logic range is full of industry-leading features and benefits.

The feedback from installers who were involved in the field trial process was that the product is light, easy to install and that it delivers excellent performance.

The patented zero pressure silencer is also a big selling feature, resulting in whisper quiet operation. This is a benefit to the homeowner and to you, the installer, from a siting point of view.

The best recommendation I could give you is to try one! We feel at Ideal that the Logic and Logic+ will be a major force in the UK boiler market over the coming years – and to give you a friendly nudge in the right direction we're offering £50 off your first purchase of a Logic combination boiler, claimed back from us at Ideal.

Finally may I introduce myself to you as the new Channel Director for Ideal Boilers, managing the one off installer

sector. I've been with Ideal for over nine years, working within the sales force, and I'm now looking forward to working closely with the one off sector and developing sales of Ideal boilers and especially the new Logic range.

If there is anything further that you would like to know about the Logic range please do not hesitate to get in touch with our Installer Connect team listed below, or contact me on:

07710 142576.

**By Mark Currie
Channel Director, Ideal Boilers
One off Installer Sector**

Your Installer Connect contacts



Introducing your Installer Connect contacts – Jill Sharpe, Jane Hester and Lucy Rose can be contacted on 0800 138 1153, Monday to Thursday 8 am to 4.30 pm and Fridays 8 am to 4 pm. They are here to help make it even easier for you to claim points and receive rewards. Please send in your invoices regularly to claim points.

Your points statements will now be sent quarterly, but you can also call us for a balance update. Also let us know if you need any Freepost envelopes, reward forms or registration forms.

Our photo shows (l-r) Jill, Jane and Lucy.



To get more information about Installer Connect:

- Visit our website on:
www.installerconnect.com
- Telephone us on:
Freephone 0800 138 1153

- Free Fax us on:
0800 138 1154
- Write to us at:
Freepost PO Box 103,
National Avenue, Hull HU5 4JN

To find out more about our products, check out the following websites:
www.idealboilers.com and www.stelrad.com